

# **PNC Currency Review, September 2022**

**Prior Quarter**

**June 2022 – August 2022**

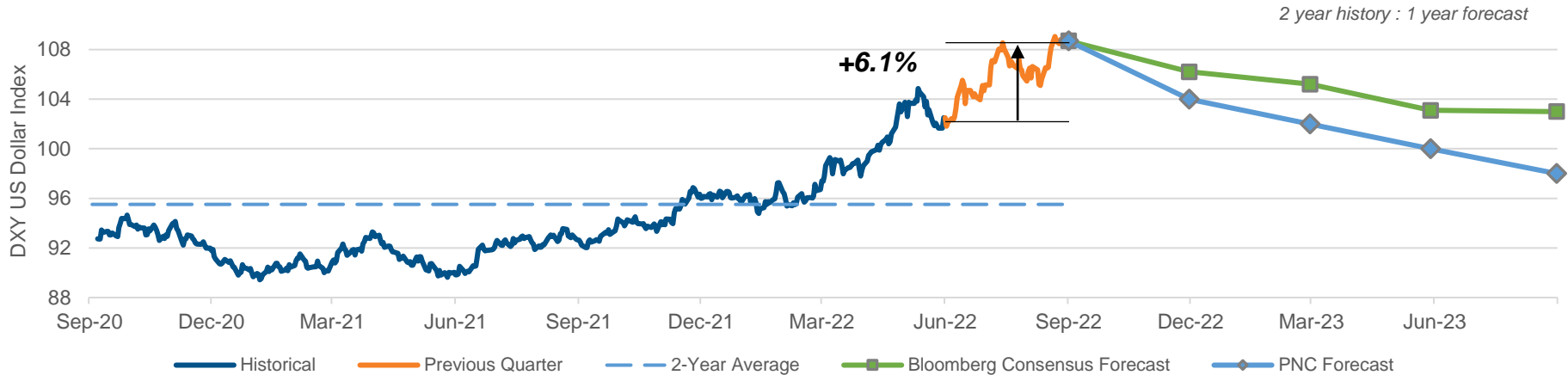


# Summary

## DXY Major Currencies Dollar Index



The US dollar index reached a new 20-year high in August.



### Previous Quarter Recap

- The DXY dollar index appreciated 6.1% in the trailing quarter, hitting a new twenty-year high in August.
- An aggressive rate hike by the Fed, expectations for further hikes and a gloomier global economic outlook contributed to the dollar's strength.
- The FOMC raised the fed funds rate by 75 basis points for the second straight month at its meeting on July 26-27.

### Currency Outlook

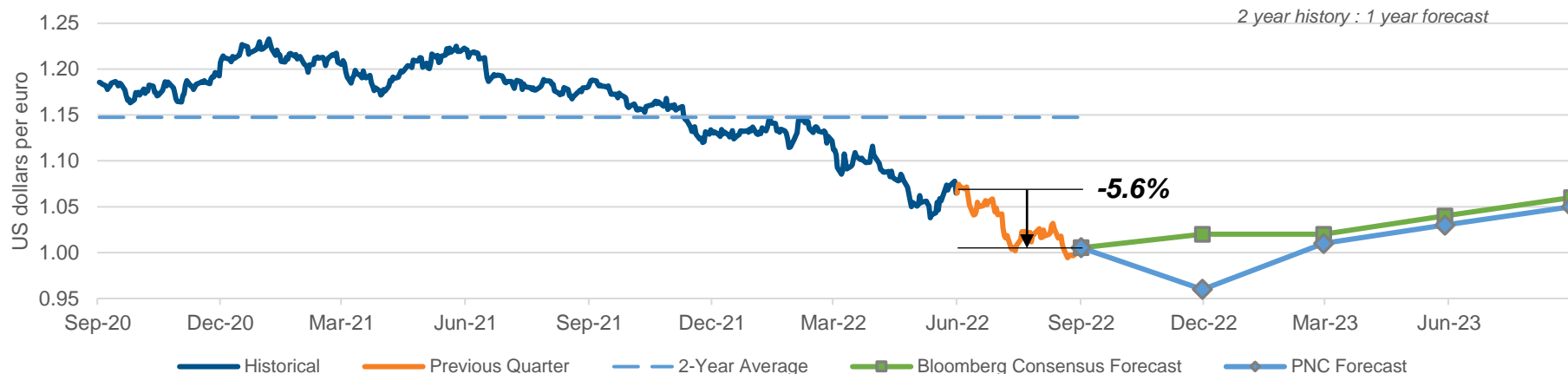
- PNC and the consensus both anticipate a depreciation of the dollar over the forecast horizon.
- If the Russia-Ukraine crisis drags on longer than expected, the dollar will likely be stronger than forecasted.

# Currency Update

## Euro



The euro depreciated to a fresh twenty-year low against the dollar in August.



### Previous Quarter Recap

- The euro fell below parity with the dollar in late August, dropping to the lowest level in twenty years.
- The euro depreciated a net 5.6% in the trailing quarter. Geopolitical tensions, energy security issues, and aggressive monetary policy tightening by the Fed weighed on the euro.
- The ECB raised its three key policy rates by a larger-than-expected 50 basis points on July 21.

### Currency Outlook

- PNC expects the euro to depreciate further in the near term before recovering next year while the consensus anticipate an appreciation.
- If the Russia-Ukraine crisis escalates or spills over Ukraine's borders, the euro could be weaker than forecasted.

# Currency Update

## Great British Pound



The British pound hit a fresh two-year low against the dollar in August.



### Previous Quarter Recap

- The pound depreciated to the lowest level since 2020 in late August as economic fundamentals weakened.
- Pound sterling depreciated 6.9% on net in the trailing quarter. Timid Bank of England rate hikes, a challenging domestic political environment, and a weaker global outlook contributed to the pound's weakness.

### Currency Outlook

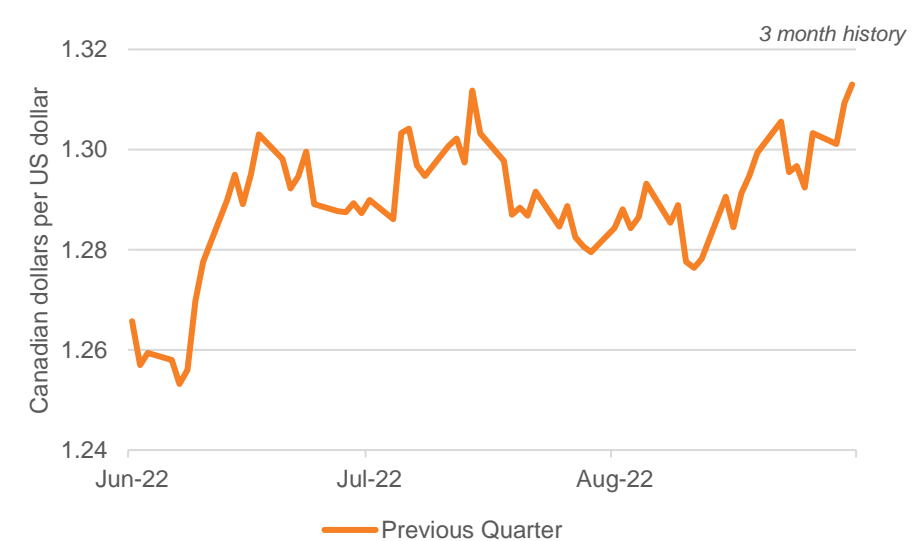
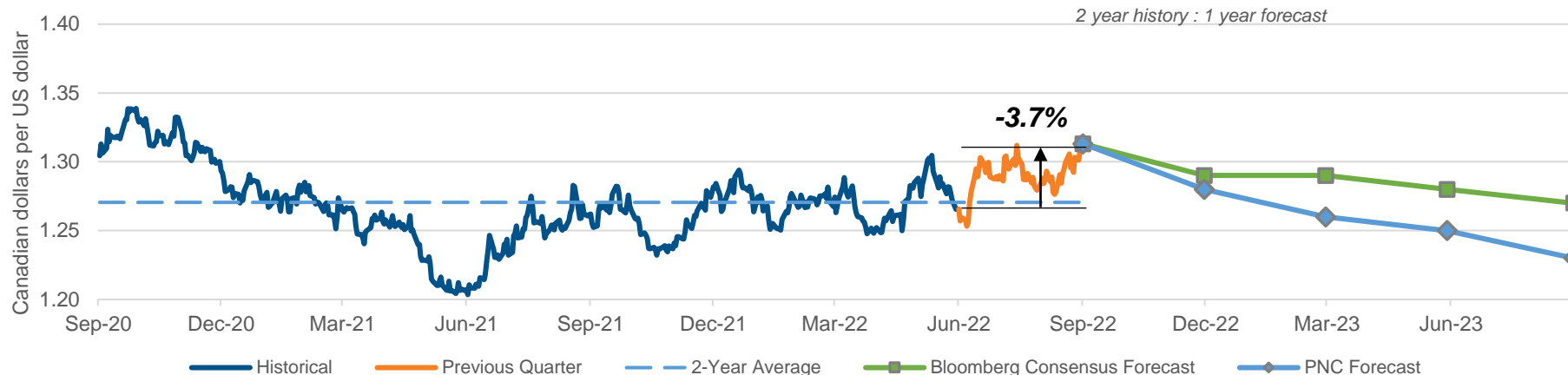
- PNC expects further depreciation of the pound as the Fed continues to normalize U.S. monetary policy; the consensus forecast sees some appreciation.
- If the Russia-Ukraine crisis drags further or the Fed hikes more aggressively than market expectations, the pound sterling would likely be weaker than forecasted.

# Currency Update

## Canadian Dollar



The Canadian dollar depreciated 3.7% on net in the trailing quarter.



### Previous Quarter Recap

- The decline in energy prices in the trailing quarter and a hawkish Fed weighed on the Canadian dollar.
- The Canadian dollar and the U.S. dollar are the two top-performing major currencies this year.
- The Bank of Canada raised its policy rate by a full percentage point on July 13.

### Currency Outlook

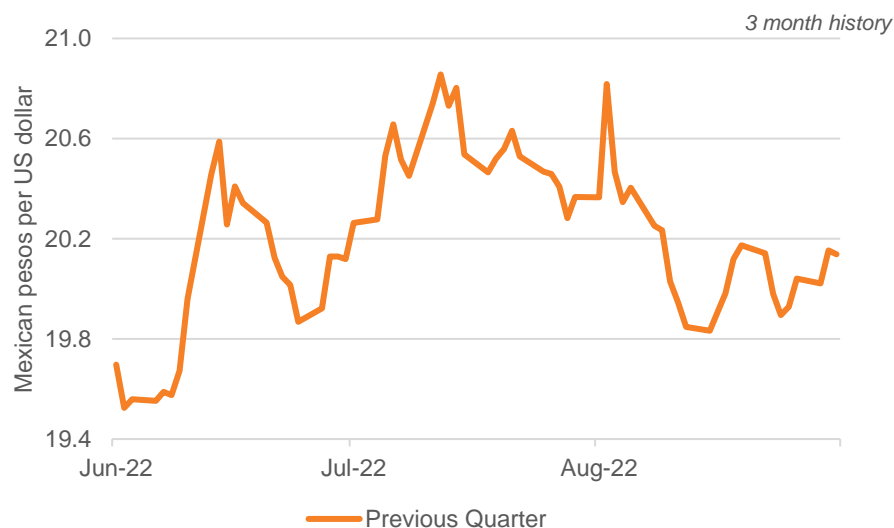
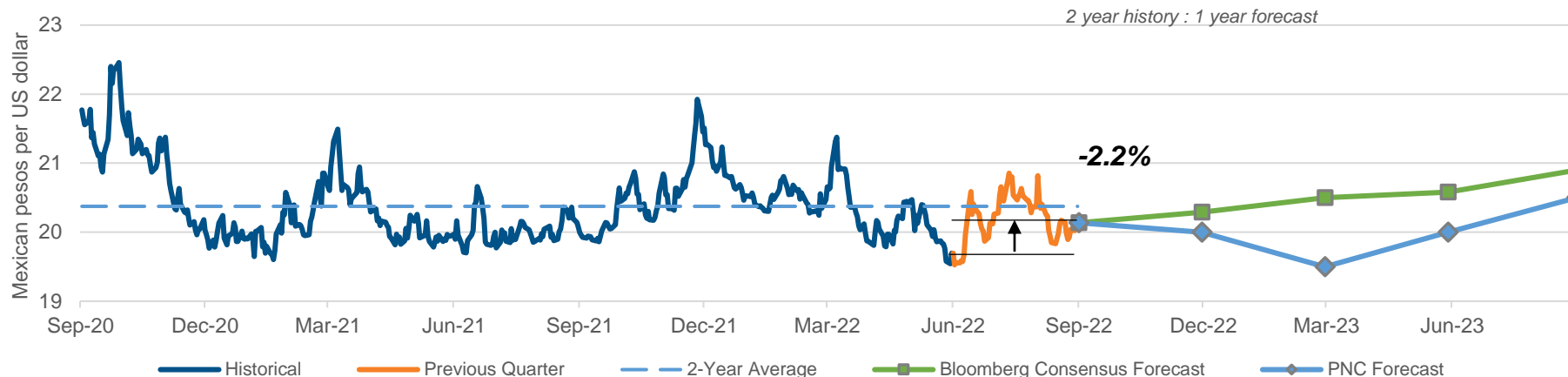
- PNC and the consensus anticipate further appreciation of the Canadian dollar over the forecast horizon.
- If the geopolitical crisis escalates, the Canadian dollar could be weaker than expected.

# Currency Update

## Mexican Peso



The Mexican peso depreciated 2.2% in the trailing quarter.



### Previous Quarter Recap

- The peso depreciated 2.2% in the trailing quarter due to weaker domestic economic fundamentals and a hawkish Fed.
- The Bank of Mexico cut its growth forecast for 2023 in a report released in August.
- The Bank of Mexico raised its policy rate by 75 basis points on August 11.

### Currency Outlook

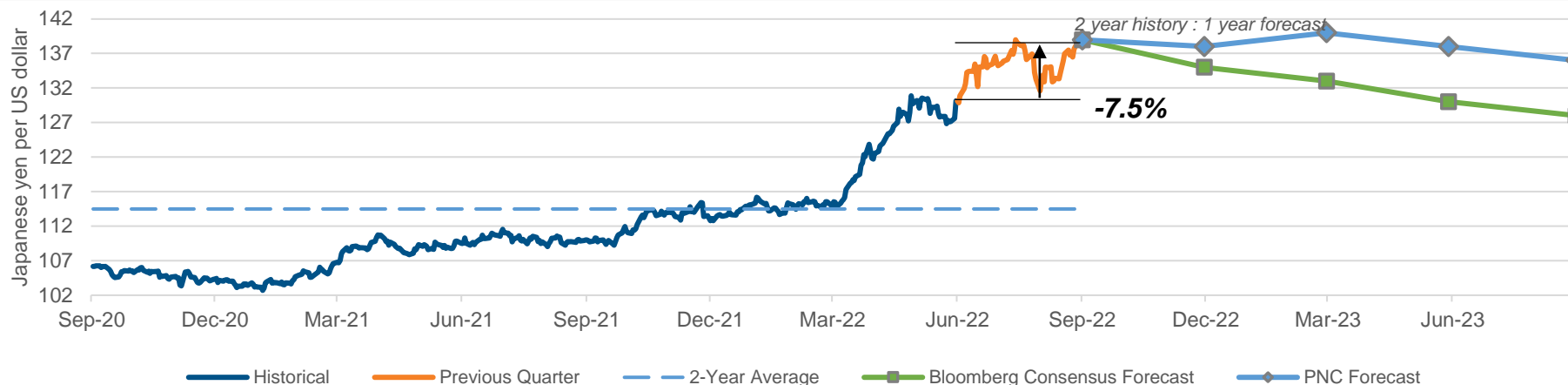
- PNC and the consensus forecast a slight depreciation of the peso over the forecast horizon.
- PNC forecasts for the Federal Reserve to raise interest rates aggressively in the next two years; this, as well as Mexico's domestic economic challenges, are downside risks to the peso.

# Currency Update

## Japanese Yen



The Japanese yen continued its sharp downtrend over the past quarter.



### Previous Quarter Recap

- The yen dropped 7.5% in the trailing quarter, reaching its weakest level since 1998. The yen has fallen 27% over the last year as aggressive positioning from the Federal Reserve has highlighted the divergence in monetary policy between the Fed and the Bank of Japan.
- Bank of Japan Governor Haruhiko Kuroda has indicated that the central bank will continue monetary easing, claiming that "halting the yen's decline would take a substantial rate increase, which would end up seriously hurting the economy."

### Currency Outlook

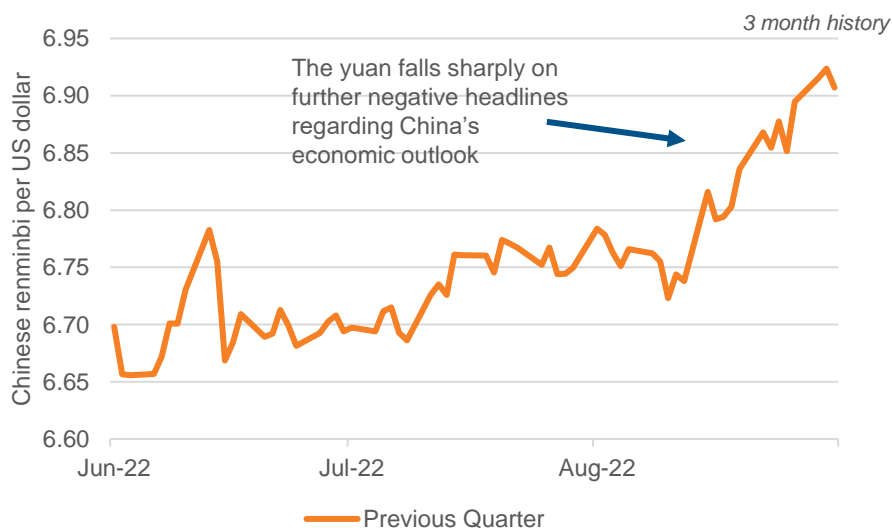
- PNC and the consensus forecast expect the yen to recover modestly in the coming quarters.
- If U.S. rates stay elevated for longer than expected, or if the Fed hikes by more than expected, the yen could weaken even further than forecasted.

# Currency Update

## Chinese Renminbi



The renminbi weakened in the last quarter as Covid lockdowns weighed on the Chinese economy.



### Previous Quarter Recap

- After plummeting in late April, the renminbi continued to weaken over the past quarter, with the mid-to-late August's nosedive bringing its total year-to-date losses to 8.7%.
- China's "zero-Covid" policy has led to further lockdowns in the country, the most recent of which is in the "megacity" of Chengdu. The city houses 20.9 million people, making it the fourth largest city in China, and it accounts for over 1.7% of the country's GDP.

### Currency Outlook

- PNC anticipates little change in the renminbi over the forecast horizon while the consensus forecast a slight appreciation.
- The global economic recovery is an upside risk to the renminbi, while the tightening of U.S. monetary policy and potential trade or geopolitical tensions are downside risks.

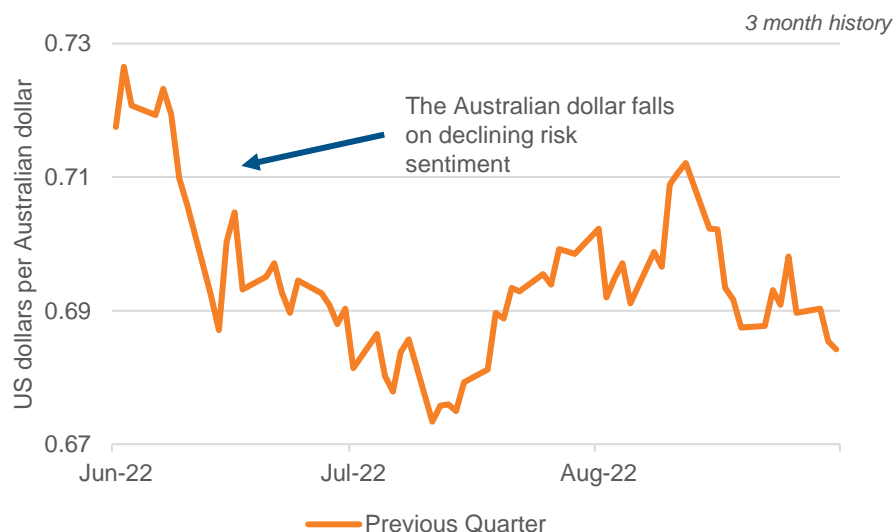


# Currency Update

## Australian Dollar



The Australian dollar had a volatile quarter, finishing 4.9% weaker on net.



### Previous Quarter Recap

- The Australian dollar continued to weaken over the past quarter, reaching a two-year low in early July. The return of risk sentiment in late July / early August saw it strengthen before weakening again towards the end of the quarter.
- China's slowing economic growth and COVID lockdowns weighed on the Australian dollar, and risk off sentiment continues to push the currency lower.

### Currency Outlook

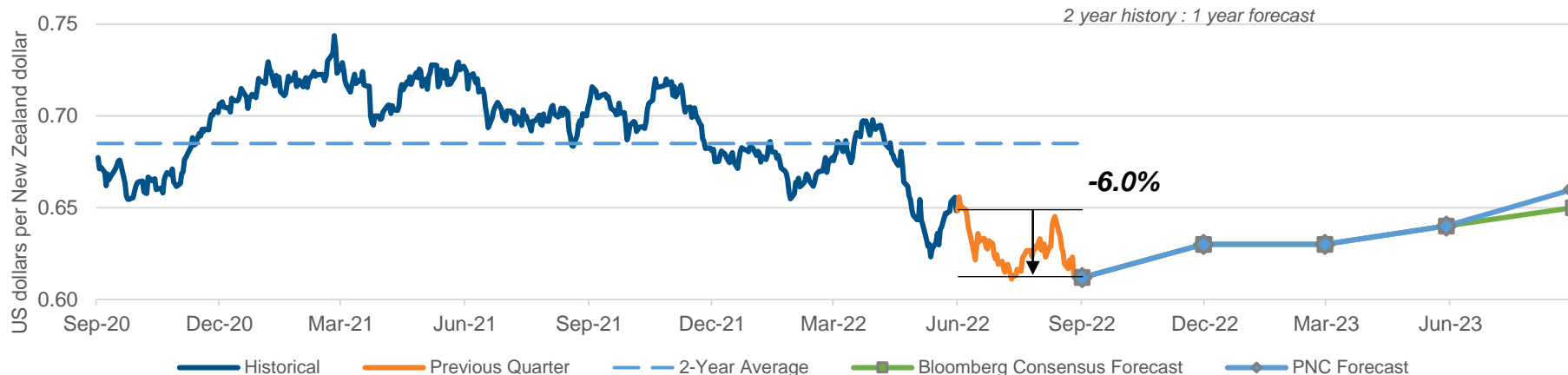
- PNC and the consensus both anticipate the Australian dollar to appreciate over the forecast horizon.
- If the Fed raises interest rates faster than markets anticipate, or Australian-Sino relations worsen, the Australian dollar is likely to be weaker than forecasted.

# Currency Update

## New Zealand Dollar



**The New Zealand dollar continued to fall over the past quarter, depreciating 6.0% on net.**



### Previous Quarter Recap

- The New Zealand dollar continued to weaken over the past quarter, reaching a two-year low in early July before recovering through early August and reaching new lows at the end of the quarter.
- The New Zealand dollar has traded alongside the Australian dollar, and COVID lockdowns in China and broad risk-off sentiment continued to weigh on the currency.

### Currency Outlook

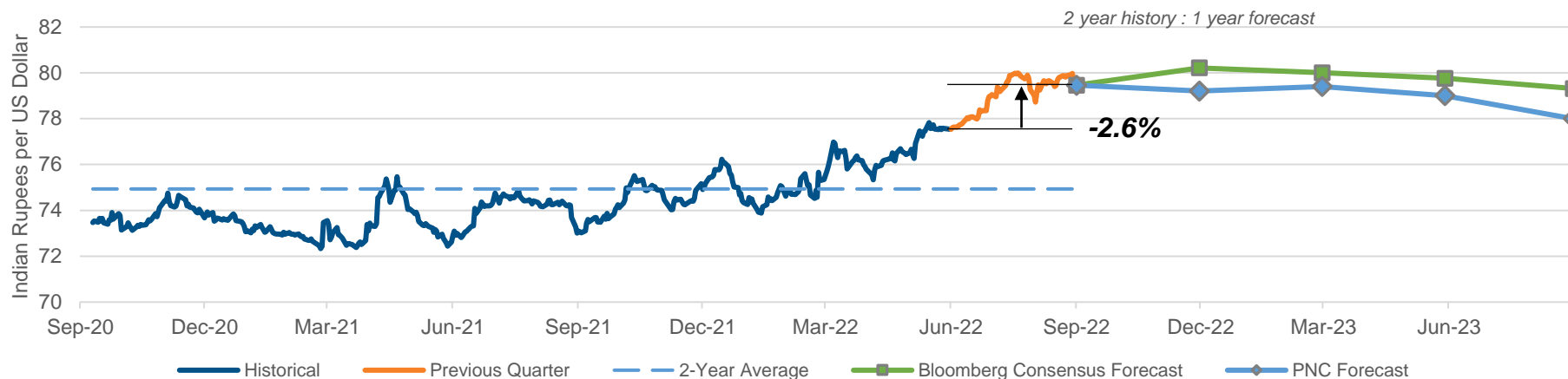
- PNC and the consensus both anticipate the New Zealand dollar to recover over the forecast horizon.
- If China's economic growth slows further or sees more lockdowns, or the Fed raises interest rates faster than markets anticipate, the New Zealand dollar is likely to be weaker than forecasted.

# Currency Update

## Indian Rupee



**The Indian rupee continued to fall in the past quarter, depreciating 2.6% and reaching a new all-time low.**



### Previous Quarter Recap

- The rupee continued to depreciate over the past quarter, falling 2.6% and setting a new all-time low amidst broad risk-off sentiment in the financial markets.
- Lockdowns and a slowing economy in China, India's largest trading partner, contributed to a weaker rupee in the past quarter.
- The recent fall in oil prices are benefitting the country after India, a net importer of oil, was hurt by soaring oil prices.

### Currency Outlook

- PNC and the consensus forecast both expect little net change in the rupee in the coming quarters.
- If Chinese economic data weakens, oil prices remain elevated, or the Fed raises interest rates faster than markets anticipate, the Indian rupee is likely to be weaker than forecasted.

# Swap Dealer Activities Standard Disclaimer



The information contained herein ("Information") was produced by an employee of PNC Bank, National Association's ("PNC Bank") foreign exchange and derivative products group. Such Information is not a "research report" nor is it intended to constitute a "research report" (as defined by applicable regulations). The Information is of general market, economic, and political conditions or statistical summaries of financial data and is not an analysis of the price or market for any product or transaction.

This document and the Information it contains is intended for informational purposes only, and should not be construed as legal, accounting, tax, trading or other professional advice. You should consult with your own independent legal, accounting, tax and other professional advisors before taking any action based on this Information. Under no circumstances should this document or any Information contained herein be considered a recommendation or solicitation to buy or sell any products or services or a commitment to enter into any transaction. Eligibility for particular products or services is conditioned upon PNC Bank's subsequent formal agreement, which will be subject to internal approvals and binding transaction documents. The Information contained herein on exchange and interest rates, commodity prices and market indices are gathered from sources PNC Bank believes to be reliable and accurate at the time of publication. Therefore, PNC Bank makes no representations or warranties regarding the Information's accuracy, timeliness, or completeness. Further, all performance, returns, prices, or rates are for illustrative purposes only, are subject to firm quotes, may not be achievable or indicative of future performance, actual results will vary, and may be adversely affected by exchange rates, interest rates, commodity prices or other factors. Markets do and will change. Any Information, values, estimates, or opinions expressed or implied herein are subject to change without notice. Under no circumstances is PNC Bank liable for any lost profits, lost opportunities, or any indirect, consequential, incidental, special, punitive, or exemplary damages arising out of any use, reliance, or any opinion, estimate or Information contained herein or any omission therefrom. PNC Bank, its predecessors, and affiliated companies may serve, either currently or within the previous three years, as underwriter, placement agent, market maker, manager, initial purchaser, broker, or deal as principal in any security, derivative or other instruments mentioned in this document. Any such relationship may differ materially from transactions contemplated herein. In addition, PNC Bank, its affiliated companies, shareholders, directors, officers, or employees may at any time acquire, hold or dispose of positions similar or contrary to the positions contemplated herein (including hedging and trading positions) which may impact the performance of a product described in this document. Early termination of a foreign exchange or derivative transaction may require payment of a termination amount to or from PNC Bank depending on market rates or prices at the time of termination. The Information contained herein is confidential and may not be disclosed, duplicated, copied, disseminated or distributed by any means to any other person or entity without PNC Bank's prior written consent.

PNC is a registered service mark of The PNC Financial Services Group, Inc. ("PNC"). Foreign exchange and derivative products are obligations of PNC Bank, **Member FDIC** and a wholly owned subsidiary of PNC. Foreign exchange and derivative products are not bank deposits and are **not FDIC insured**, nor are they insured or guaranteed by PNC Bank or any of its subsidiaries or affiliates.

©2022 The PNC Financial Services Group, Inc. All rights reserved.

Revision 01.02.2020

**The information contained herein (“Information”) was produced by an employee of PNC Bank, National Association’s (“PNC Bank”) foreign exchange and derivative products group. Such Information is not a “research report” nor is it intended to constitute a “research report” (as defined by applicable regulations). The Information is of general market, economic, and political conditions or statistical summaries of financial data and is not an analysis of the price or market for any product or transaction.**

This document and the Information it contains is intended for informational purposes only, and should not be construed as legal, accounting, tax, trading or other professional advice. You should consult with your own independent advisors before taking any action based on the Information. Under no circumstances should the Information be considered trading advice or a recommendation or solicitation to buy or sell any products or services or a commitment to enter into any transaction. The Information is gathered from sources PNC Bank believes to be reliable and accurate at the time of publication and are subject to change without notice. PNC Bank makes no representations or warranties regarding the Information’s accuracy, timeliness, or completeness. All performance, returns, prices or rates are for illustrative purposes only. Markets do and will change. Actual results will vary, and may be adversely affected by exchange rates, interest rates, commodity prices or other factors.

PNC is a registered service mark of The PNC Financial Services Group, Inc. (“PNC”). Foreign exchange and derivative products are obligations of PNC Bank, **Member FDIC** and a wholly owned subsidiary of PNC. Foreign exchange and derivative products are not bank deposits and are **not FDIC insured**, nor are they insured or guaranteed by PNC Bank or any of its subsidiaries or affiliates.

©2022 The PNC Financial Services Group, Inc. All rights reserved.